

Beltone Ally™



Product Description

Receiver-in-the-Ear (RIE) hearing instrument model 64 has 4 selectable receiver power levels: Low Power (LP), Medium Power (MP), High Power (HP) and Ultra Power (UP).

Featuring 2.4 GHz wireless technology allowing the hearing instrument to connect to Beltone's complete line of Direct accessories.

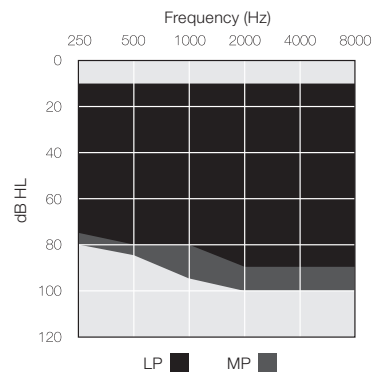
The RIE 64 model features a multi-functional push button that can be used to for program change or control the volume. The RIE 64 model supports telecoil and Direct Audio Input (DAI).

The Beltone Ally™ RIE 64 can only be configured with the SureFit™ power receivers.

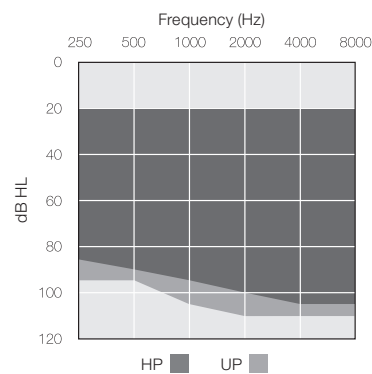
The RIE hearing instruments and the associated receivers are HPF80 NanoBlock-coated for optimum durability.

Model	AY364-DRW
Device Features	
Battery size	312
Receiver power levels	LP, MP, HP & UP
Colors available	5
Functional Features	
Fully Flexible Programs	3
Synchronized Push Button	
Synchronized Volume Control	
Delayed Activation	●
Auto Phone	●
Assymmetric Phone Handling	
Ear to Ear Communication	
Beltone Direct TV Link	●
Beltone Direct TV Link 2	●
Beltone Direct myPAL	●
Beltone Direct Phone Link	●
Beltone Direct Phone Link 2	●
Beltone Direct Remote Control	●
Beltone Direct Remote Control 2	●
Beltone SmartRemote (Phone Link 2 is required)	●
Audiological Features	
Curvilinear Rapid - number of channels	8
Speech Spotter Basic	●
Adaptive Directionality™	●
Fixed Beam Width	●
Sound Cleaner	●
Silencer	●
Wind Noise Reduction	●
Feedback Eraser	●
Amplification Strategy WDRC	●
Tinnitus Breaker Pro	●
Fitting Features	
Fitting Software SolusPro 1.9 or higher	●
Safeguard Feedback Control	●
Satisfaction Journal	●
Wireless Fitting with Airlink2™	●
AY364-DRW UP, AY364-DWR HP, AY364-DRW MP, AY364-DRW LP	

Fitting Range - Closed



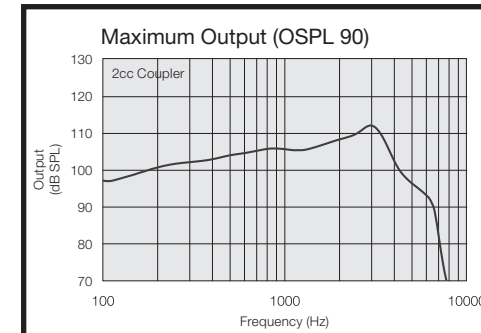
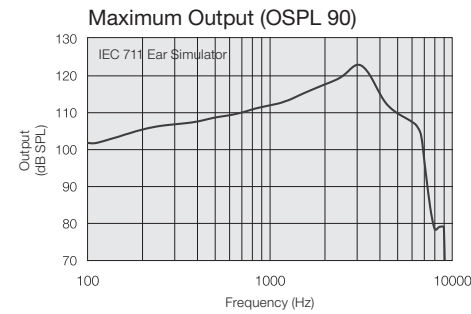
Fitting Range - Closed



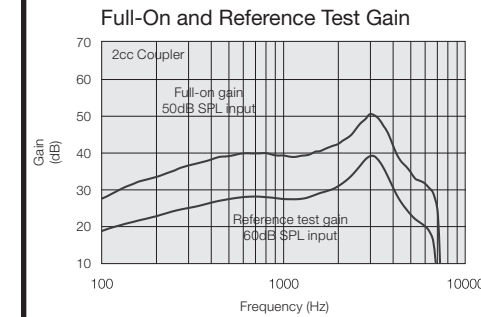
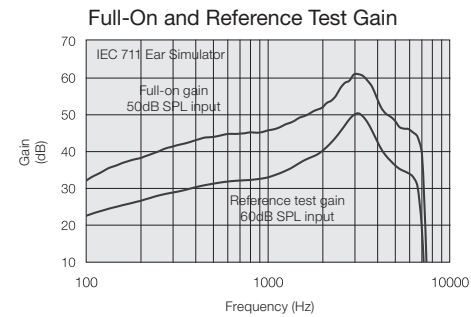
Technical Specifications

		AY64-DRW (LP)		
		IEC 60118-0 IEC 711 Ear simulator	ANSI S3.22 2cc coupler	
Reference test gain (60 dB SPL input)	1600 Hz/HFA	37	30	dB
Full-on gain (50 dB SPL input)	Max.	61	51	dB
	1600 Hz/HFA	49	42	
Maximum output (90 dB SPL input)	Max.	123	113	dB SPL
	1600 Hz/HFA	115	107	
Total harmonic distortion	500 Hz	0.6	0.5	%
	800 Hz	0.9	0.4	
	1600 Hz	0.9	0.6	
Telecoil sensitivity (1 mA/m input)	Max.	94		dB SPL
	HFA - SPLIV @ 31.6 mA/m (ANSI)	HFA	92	
Full-on telecoil sensitivity @ 1mA/m	1600 Hz/HFA	81	74	dB SPL
Equivalent input noise, w/o Noise reduction		24	23	dB SPL
1/3 Octave Equivalent input noise, w/o Noise reduction	1600 Hz/HFA	7		
Frequency range (DIN 45605/ANSI)		100-7140	100-7100	Hz
Current Drain (Quiescent / Operating)		1.2 / 1.27	1.2 / 1.33	mA

Data in accordance with IEC 60118-0, IEC 60118-7 and ANSI S3.22-2009; supply voltage 1.3 V.

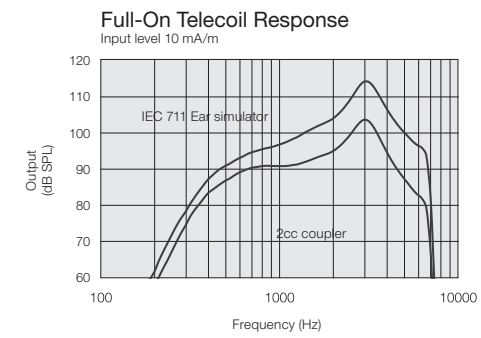
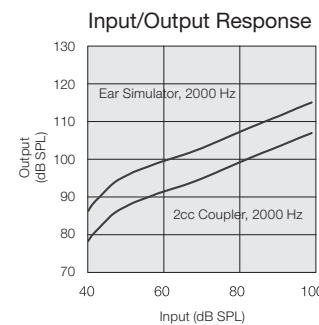


Notes:
O.E.S. = Occluded Ear Simulator
2cc = 2 cm³ coupler
Pi = Acoustic input signal



Basic settings:
Full-on Gain, Reference Test Gain
MPO = Maximum Power Output
Maximum Band Width

Measured according to IEC 60118-0 1983, amendment 1994; at 1.3 V, impedance 6.2 ohms and 23°C on O.E.S. according to IEC711 1981, resp on 2cc according to IEC60118-7 2nd edition 2005 and ANSI S3.22-2009 (HFA average calculated at 1000 Hz, 1600 Hz and 2500 Hz; 0 dB SPL sound pressure equals 20µPa). All measurements without DSP features activated unless indicated otherwise.



Patents pending

All specifications are subject to change without notice



Beltone Electronics
8001 E. Bloomington Freeway
Bloomington, MN 55420-1036
1-800-BELTONE
400467011 Rev. A 07/15

Beltone Canada
301 Supertest Road
Toronto, ON M3J 2M4
Tel.: 416-736-4444
Toll Free: 1-800-387-3744



Technical Specifications

		AY64-DRW (MP)		
		IEC 60118-0 IEC 711 Ear simulator	ANSI S3.22 2cc coupler	
Reference test gain (60 dB SPL input)	1600 Hz/HFA	44	35	dB
Full-on gain (50 dB SPL input)	Max.	67	57	dB
	1600 Hz/HFA	56	49	
Maximum output (90 dB SPL input)	Max.	126	116	dB SPL
	1600 Hz/HFA	120	113	
Total harmonic distortion	500 Hz	0.5	0.5	%
	800 Hz	0.9	0.7	
	1600 Hz	1.1	1.1	
Telecoil sensitivity (1 mA/m input)	Max.	99		dB SPL
HFA - SPLIV @ 31.6 mA/m (ANSI)	HFA		96	
Full-on telecoil sensitivity @ 1mA/m	1600 Hz/HFA	87	81	
Equivalent input noise, w/o Noise reduction		24	23	dB SPL
1/3 Octave Equivalent input noise, w/o Noise reduction	1600 Hz/HFA	12		
Frequency range (DIN 45605/ANSI)		100-7110	100-7040	Hz
Current Drain (Quiescent / Operating)		1.15 / 1.19	1.15 / 1.23	mA

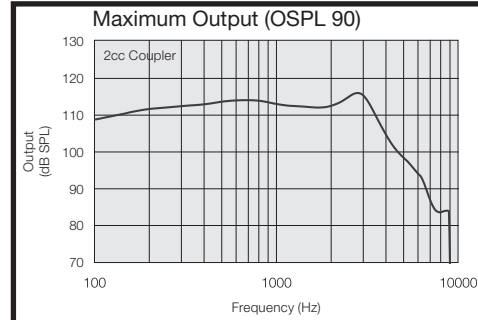
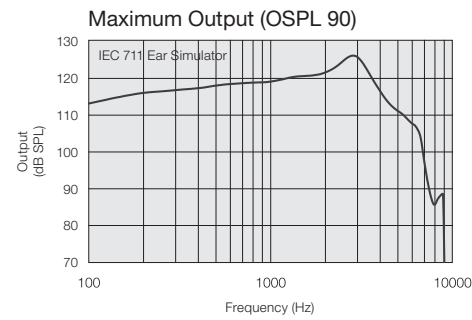
Data in accordance with IEC 60118-0, IEC 60118-7 and ANSI S3.22-2009; supply voltage 1.3 V.

Technical Specifications

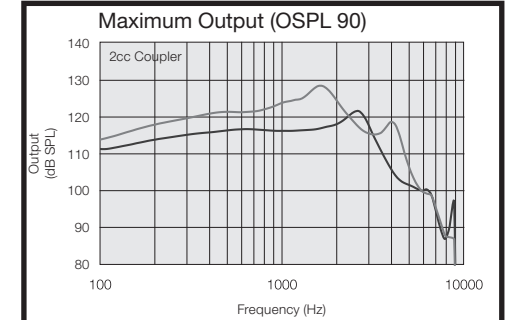
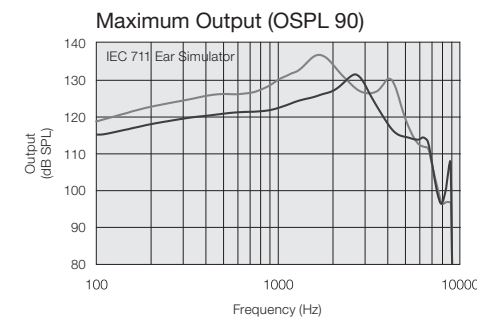
		AY64-DRW (HP)		AY64-DRW (UP)		
		IEC 60118-0 IEC 711 Ear simulator	ANSI S3.22 2cc coupler	IEC 60118-0 IEC 711 Ear simulator	ANSI S3.22 2cc coupler	
Reference test gain (60 dB SPL input)	1600 Hz/HFA	50	41	62	47	dB
Full-on gain (50 dB SPL input)	Max.	74	64	82	73	dB
	1600 Hz/HFA	61	55	80	63	
Maximum output (90 dB SPL input)	Max.	131	122	137	129	dB SPL
	1600 Hz/HFA	125	118	137	124	
Total harmonic distortion	500 Hz	1.1	0.6	1.6	1.0	%
	800 Hz	2.6	1.0	3.3	1.5	
	1600 Hz	1.0	0.5	0.1	0.1	
Telecoil sensitivity (1 mA/m input)	Max.	106		112		dB SPL
HFA - SPLIV @ 31.6 mA/m (ANSI)	HFA		102		108	
Full-on telecoil sensitivity @ 1mA/m	1600 Hz/HFA	92	86	111	94	
Equivalent input noise, w/o Noise reduction		25	23	22	21	dB SPL
1/3 Octave Equivalent input noise, w/o Noise reduction	1600 Hz/HFA	11		8		
Frequency range (DIN 45605/ANSI)		100-7080	100-6890	100-4520	100-4940	Hz
Current Drain (Quiescent / Operating)		1.16 / 1.26	1.16 / 1.23	1.21 / 1.34	1.21 / 1.22	mA

Data in accordance with IEC 60118-0, IEC 60118-7 and ANSI S3.22-2009; supply voltage 1.3 V.

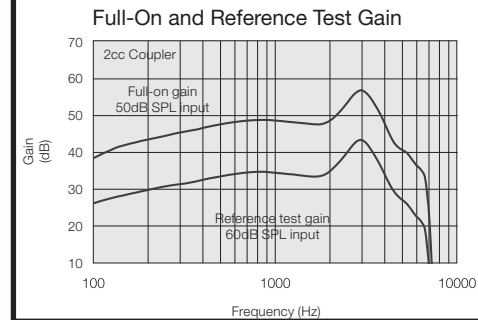
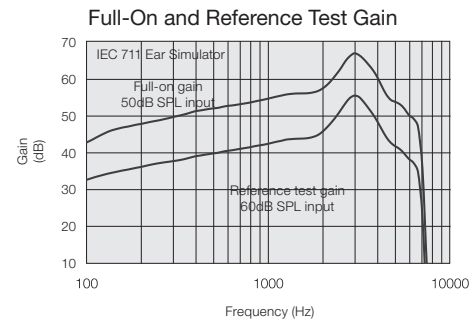
Patents pending



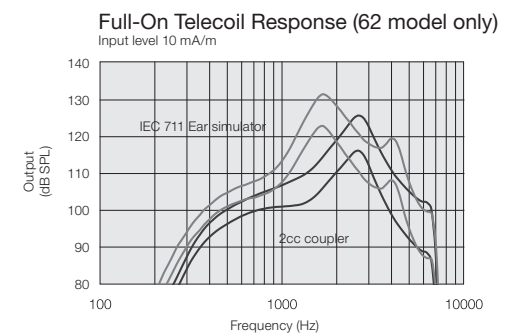
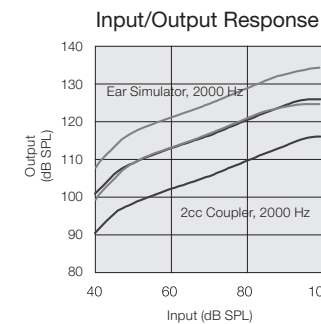
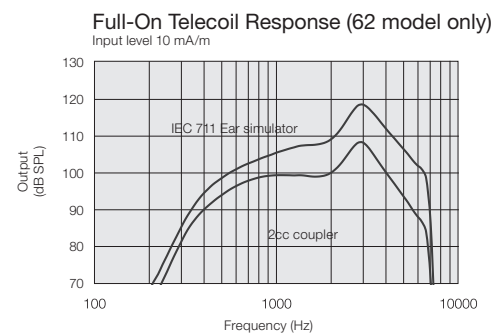
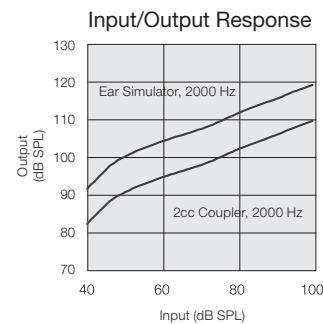
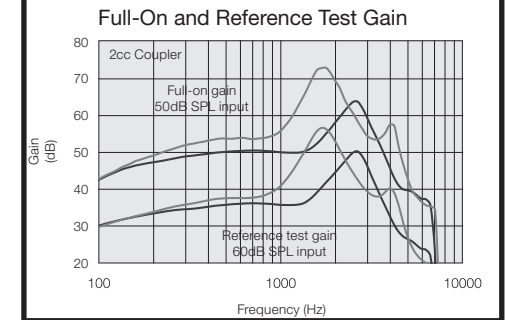
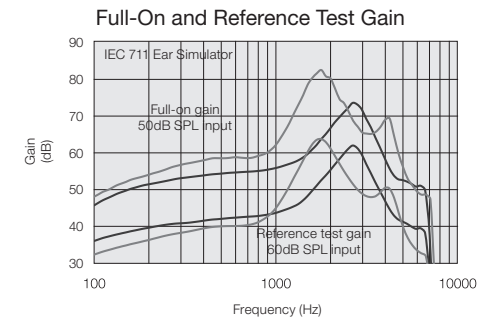
Patents pending



All specifications are subject to change without notice



All specifications are subject to change without notice



HP ■
UP ■

