

Beltone Ally™



Product Description

In-the-Ear (ITE) hearing instruments are available in 3 power levels: Medium Power (MP), High Power (HP) and Ultra Power(UP).

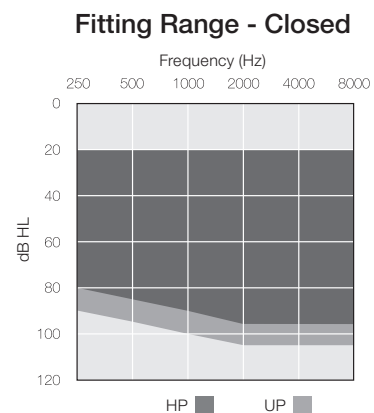
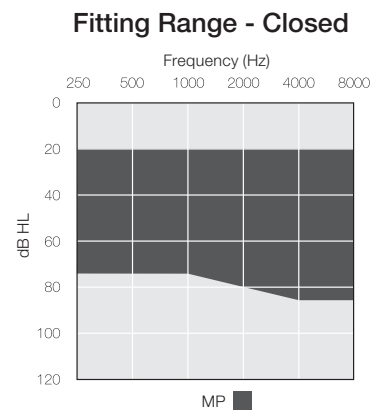
Featuring 2.4 GHz wireless technology allowing the hearing instrument to connect to Beltone's complete line of Direct accessories.*

The Beltone Ally™ ITE models feature options for push button, volume control, and telecoil.

All custom hearing instrument faceplates and associated components are HPF80 NanoBlock-coated for maximum durability.

*Ally 3 connects to complete line of accessories. Ally 2 connects to the Remote Control 2 only.

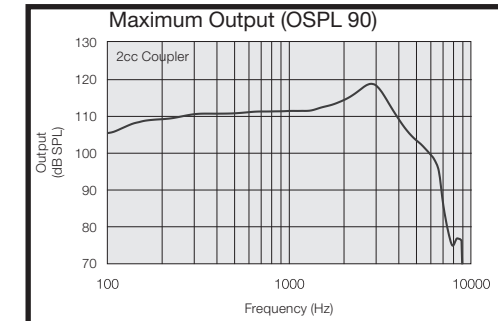
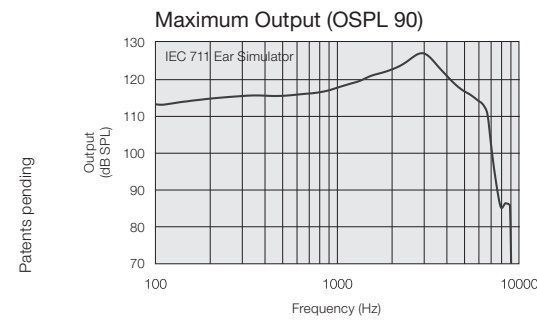
Model	AY3ITE	AY2ITE
Device Features		
Battery size	13/312	
Custom power levels	MP, HP & UP	
Colors available	5	
Functional Features		
Fully Flexible Programs	3	3
Synchronized Push Button		
Synchronized Volume Control		
Delayed Activation	●	●
Auto Phone	●	●
Assymmetric Phone Handling		
Ear to Ear Communication		
Beltone Direct TV Link 2	●	
Beltone Direct myPAL	●	
Beltone Direct Phone Link 2	●	
Beltone Direct Remote Control 2	●	●
Beltone SmartRemote (Phone Link 2 is required)	●	
Audiological Features		
Curvilinear Rapid - number of channels	8	6
Speech Spotter Basic*	●	
Adaptive Directionality™*	●	●
Fixed Beam Width*	●	●
Sound Cleaner	●	●
Silencer	●	●
Wind Noise Reduction*	●	
Feedback Eraser	●	●
Amplification Strategy WDRC	●	●
Tinnitus Breaker Pro	●	●
Fitting Features		
Fitting Software SolusPro 1.9 or higher	●	●
Safeguard Feedback Control	●	●
Satisfaction Journal	●	●
Wireless Fitting with Airlink2™	●	●
AY3ITE-DW UP, AY3ITE-DW HP, AY3ITE-DW MP, AY3ITE-D UP, AY3ITE-D HP, AY3ITE-D MP, AY3ITE-W UP, AY3ITE-W HP, AY3ITE-W MP, AY3ITE UP, AY3ITE HP, AY3ITE MP, AY2ITE-DW UP, AY2ITE-DW HP, AY2ITE-DW MP, AY2ITE-D UP, AY2ITE-D HP, AY2ITE-D MP, AY2ITE-W UP, AY2ITE-W HP, AY2ITE-W MP, AY2ITE UP, AY2ITE HP, AY2ITE MP		
* Not applicable for single microphone instruments		



Technical Specifications

		AYITE (MP)		
		IEC 60118-0 IEC 711 Ear simulator	ANSI S3.22 2cc coupler	
Reference test gain (60 dB SPL input)	1600 Hz/HFA	40	36	dB
Full-on gain (50 dB SPL input)	Max. 1600 Hz/HFA	59 50	50 45	dB
Maximum output (90 dB SPL input)	Max. 1600 Hz/HFA	127 121	119 113	dB SPL
Total harmonic distortion	500 Hz	0.5	0.7	%
	800 Hz	0.9	0.8	
	1600 Hz	1.0	0.9	
Telecoil sensitivity (1 mA/m input)	Max. HFA	88	96	dB SPL
Full-on telecoil sensitivity @ 1mA/m	1600 Hz/HFA	81	74	
Equivalent input noise, w/o Noise reduction		24	21	dB SPL
1/3 Octave Equivalent input noise, w/o Noise reduction	1600 HZ/HFA	11		
Frequency range (DIN 45605/ANSI)		100-7170	100-7110	Hz
Current Drain (Quiescent / Operating)		1.03/1.08 / 1.06/1.11	1.03/1.08 / 1.26/1.31	mA

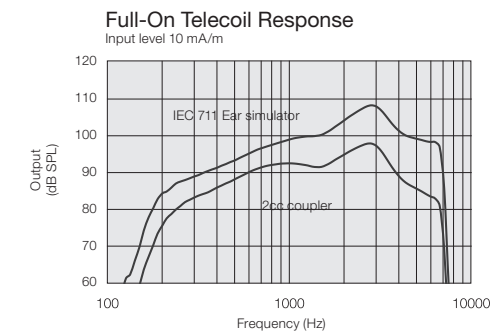
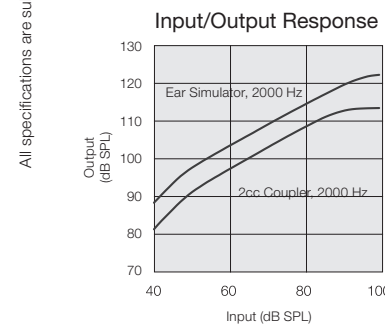
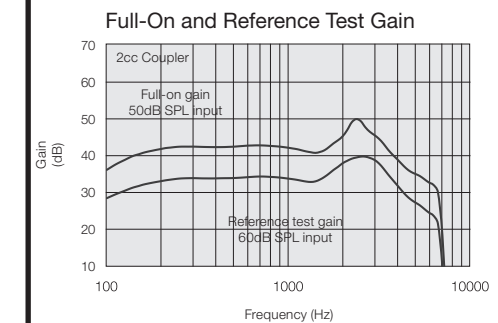
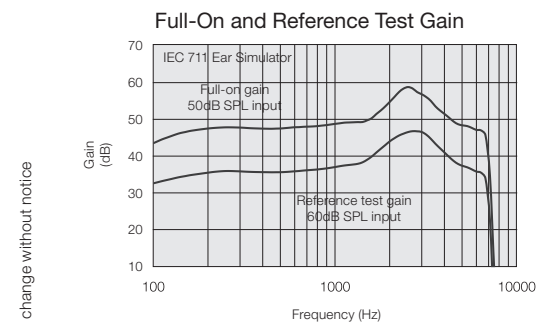
Data in accordance with IEC 60118-0, IEC 60118-7 and ANSI S3.22-2009; supply voltage 1.3 V.



Notes:
O.E.S. = Occluded Ear Simulator
2cc = 2 cm³ coupler
Pi = Acoustic input signal

Basic settings:
Full-on Gain, Reference Test Gain
MPO = Maximum Power Output
Maximum Band Width

Measured according to IEC 60118-0 1983, amendment 1994; at 1.3 V, impedance 6.2 ohms and 23°C on O.E.S. according to IEC711 1981, resp on 2cc according to IEC60118-7 2nd edition 2005 and ANSI S3.22-2009 (HFA average calculated at 1000 Hz, 1600 Hz and 2500 Hz; 0 dB SPL sound pressure equals 20µPa). All measurements without DSP features activated unless indicated otherwise.



All specifications are subject to change without notice



Beltone Electronics
8001 E. Bloomington Freeway
Bloomington, MN 55420-1036
1-800-BELTONE
400470011 Rev. A 07/15

Beltone Canada
301 Supertest Road
Toronto, ON M3J 2M4
Tel.: 416-736-4444
Toll Free: 1-800-387-3744



Technical Specifications

		AYITE (HP)		
		IEC 60118-0 IEC 711 Ear simulator	ANSI S3.22 2cc coupler	
Reference test gain (60 dB SPL input)	1600 Hz/HFA	47	43	dB
Full-on gain (50 dB SPL input)	Max.	69	60	dB
	1600 Hz/HFA	59	54	
Maximum output (90 dB SPL input)	Max.	130	121	dB SPL
	1600 Hz/HFA	126	120	
Total harmonic distortion	500 Hz	0.6	0.4	%
	800 Hz	1.3	0.7	
	1600 Hz	0.8	0.5	
Telecoil sensitivity (1 mA/m input)	Max.	98		dB SPL
HFA - SPLIV @ 31.6 mA/m (ANSI)	HFA		103	
Full-on telecoil sensitivity @ 1mA/m	1600 Hz/HFA	88	83	
Equivalent input noise, w/o Noise reduction		22	20	dB SPL
1/3 Octave Equivalent input noise, w/o Noise reduction	1600 Hz/HFA	9		
Frequency range (DIN 45605/ANSI)		100-6930	100-6770	Hz
Current Drain (Quiescent / Operating)		1.14/1.19 / 1.19/1.24	1.14/1.19 / 1.24/1.29	mA

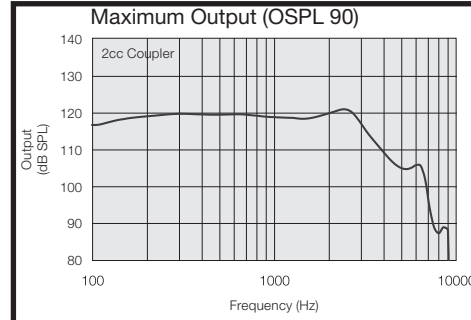
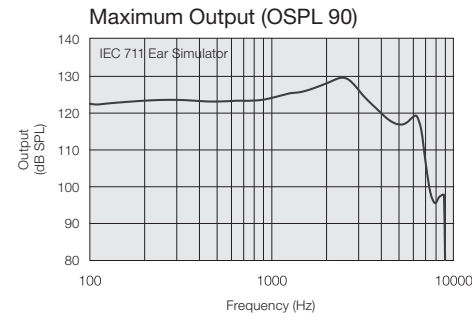
Data in accordance with IEC 60118-0, IEC 60118-7 and ANSI S3.22-2009; supply voltage 1.3 V.

Technical Specifications

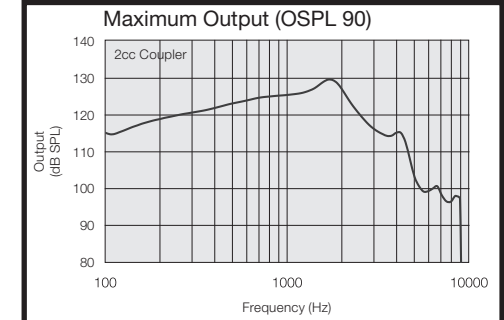
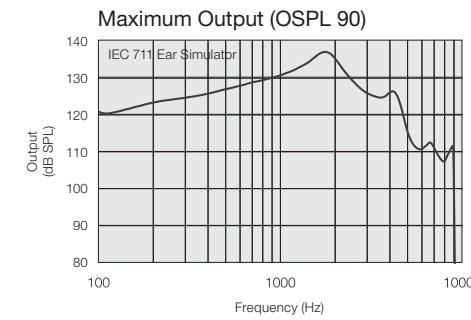
		AYITE (UP)		
		IEC 60118-0 IEC 711 Ear simulator	ANSI S3.22 2cc coupler	
Reference test gain (60 dB SPL input)	1600 Hz/HFA	59	49	dB
Full-on gain (50 dB SPL input)	Max.	79	70	dB
	1600 Hz/HFA	70	63	
Maximum output (90 dB SPL input)	Max.	137	130	dB SPL
	1600 Hz/HFA	136	125	
Total harmonic distortion	500 Hz	0.5	0.5	%
	800 Hz	1.4	1.0	
	1600 Hz	0.4	0.2	
Telecoil sensitivity (1 mA/m input)	Max.	106		dB SPL
HFA - SPLIV @ 31.6 mA/m (ANSI)	HFA		109	
Full-on telecoil sensitivity @ 1mA/m	1600 Hz/HFA	99	93	
Equivalent input noise, w/o Noise reduction		24	20	dB SPL
1/3 Octave Equivalent input noise, w/o Noise reduction		11		
Frequency range (DIN 45605/ANSI)		140-4720	100-4700	Hz
Current Drain (Quiescent / Operating)		1.03/1.08 / 1.09/1.14	1.03/1.08 / 1.10/1.15	mA

Data in accordance with IEC 60118-0, IEC 60118-7 and ANSI S3.22-2009; supply voltage 1.3 V.

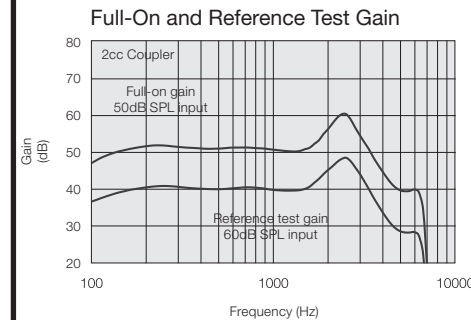
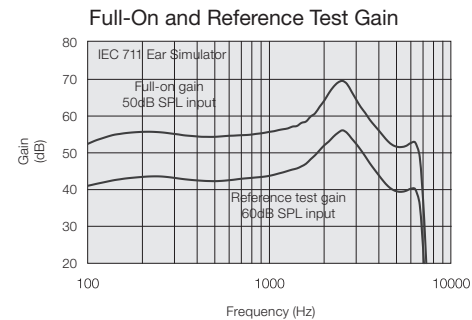
Patents pending



Patents pending



All specifications are subject to change without notice



All specifications are subject to change without notice

