

# Beltone Ally™



AYCIC

## Product Description

Completely-in-Canal (CIC) hearing instruments are available in 4 power levels: Low (LP), Medium (MP), High (HP) and Ultra (UP).

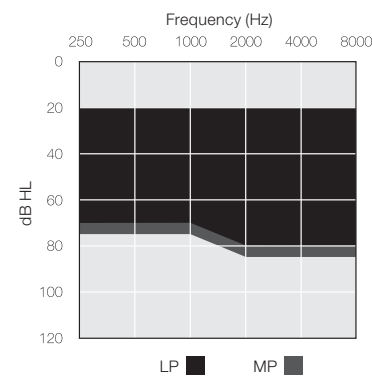
CIC models are a cosmetic offering focused on small size and discrete appearance.

The Beltone Ally™ CIC models feature options for push button and volume control.

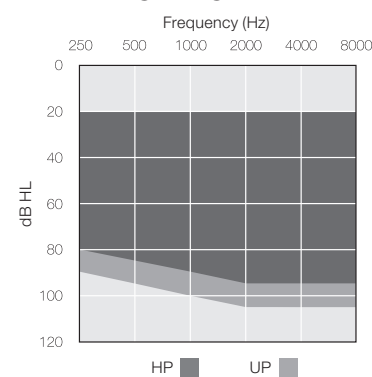
All custom hearing instrument faceplates and associated components are HPF80 NanoBlock-coated for maximum durability.

Model	AY3CIC	AY2CIC
<b>Device Features</b>		
Battery size	10A	
Custom power levels	LP, MP, HP & UP	
Colors available	5	
<b>Functional Features</b>		
Fully Flexible Programs	3	3
Push Button*	●	●
Volume Control*	●	●
Delayed Activation	●	●
Auto Phone	●	●
<b>Audiological Features</b>		
Curvilinear Rapid - number of channels	8	6
Silencer	●	●
Feedback Eraser	●	●
Amplification Strategy WDRC	●	●
Tinnitus Breaker Pro	●	●
<b>Fitting Features</b>		
Fitting Software SolusPro 1.9 or higher	●	●
Safeguard Feedback Control	●	●
Satisfaction Journal	●	●
AY3CIC UP, AY3CIC HP, AY3CIC MP, AY3CIC LP AY2CIC UP, AY2CIC HP, AY2CIC MP, AY2CIC LP		
* Optional		

## Fitting Range - Closed



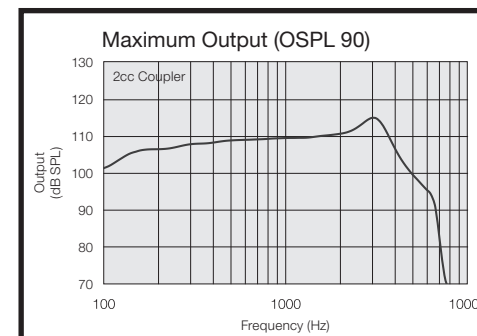
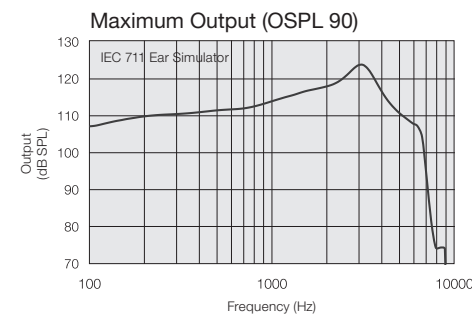
## Fitting Range - Closed



## Technical Specifications

		AYCIC (LP)		
		IEC 60118-0 IEC 711 Ear simulator	ANSI S3.22 2cc coupler	
Reference test gain (60 dB SPL input)	1600 Hz/HFA	33	33	dB
Full-on gain (50 dB SPL input)	Max. 1600 Hz/HFA	49 43	40 38	dB
Maximum output (90 dB SPL input)	Max. 1600 Hz/HFA	124 117	115 110	dB SPL
Total harmonic distortion	500 Hz 800 Hz 1600 Hz	0.4 0.7 0.8	0.6 0.6 1.0	%
Telecoil sensitivity (1 mA/m input)	Max. HFA - SPLIV @ 31.6 mA/m (ANSI)	N/A	N/A	dB SPL
Full-on telecoil sensitivity @ 1mA/m	1600 Hz/HFA	N/A	N/A	
Equivalent input noise		22	21	dB SPL
1/3 Octave Equivalent input noise, w/o Noise reduction	1600 Hz/HFA	8		
Frequency range (DIN 45605/ANSI)		100-7120	100-6960	Hz
Current Drain (Quiescent / Operating)		1.08 / 1.09	1.08 / 1.23	mA

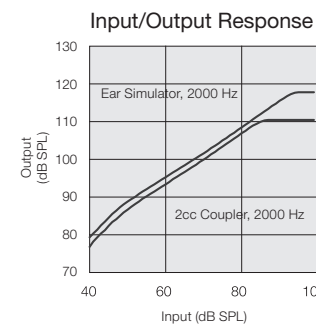
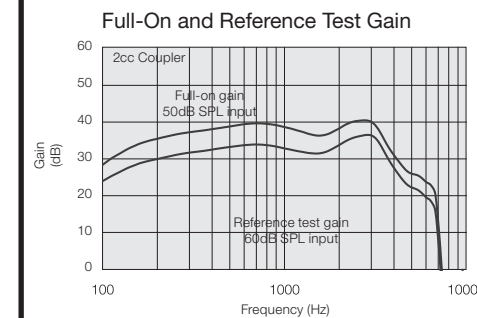
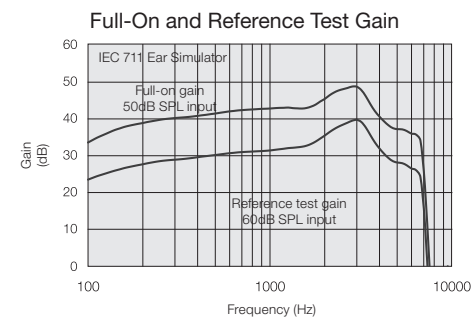
Data in accordance with IEC 60118-0, IEC 60118-7 and ANSI S3.22-2009; supply voltage 1.3 V.



**Notes:**  
O.E.S. = Occluded Ear Simulator  
2cc = 2 cm<sup>3</sup> coupler  
Pi = Acoustic input signal

**Basic settings:**  
Full-on Gain, Reference Test Gain  
MPO = Maximum Power Output  
Maximum Band Width

Measured according to IEC 60118-0 1983, amendment 1994; at 1.3 V, impedance 6.2 ohms and 23°C on O.E.S. according to IEC711 1981, resp on 2cc according to IEC60118-7 2nd edition 2005 and ANSI S3.22-2009 (HFA average calculated at 1000 Hz, 1600 Hz and 2500 Hz; 0 dB SPL sound pressure equals 20µPa). All measurements without DSP features activated unless indicated otherwise.



Patents pending

All specifications are subject to change without notice



**Beltone Electronics**  
8001 E. Bloomington Freeway  
Bloomington, MN 55420-1036  
1-800-BELTONE  
400468011 Rev. A 07/15

**Beltone Canada**  
301 Supertest Road  
Toronto, ON M3J 2M4  
Tel.: 416-736-4444  
Toll Free: 1-800-387-3744



## Technical Specifications

		AYCIC (MP)		
		IEC 60118-0 IEC 711 Ear simulator	ANSI S3.22 2cc coupler	
Reference test gain (60 dB SPL input)	1600 Hz/HFA	40	36	dB
Full-on gain (50 dB SPL input)	Max.	59	50	dB
	1600 Hz/HFA	50	45	
Maximum output (90 dB SPL input)	Max.	127	119	dB SPL
	1600 Hz/HFA	121	113	
Total harmonic distortion	500 Hz	0.5	0.7	%
	800 Hz	0.9	0.8	
	1600 Hz	1.0	0.9	
Telecoil sensitivity (1 mA/m input)	Max.	N/A		dB SPL
	HFA - SPLIV @ 31.6 mA/m (ANSI)	HFA	N/A	
Full-on telecoil sensitivity @ 1mA/m	1600 Hz/HFA	N/A	N/A	
Equivalent input noise		24	21	dB SPL
1/3 Octave Equivalent input noise, w/o Noise reduction	1600 Hz/HFA	11		
Frequency range (DIN 45605/ANSI)		100-7170	100-7110	Hz
Current Drain (Quiescent / Operating)		1.03 / 1.06	1.03 / 1.26	mA

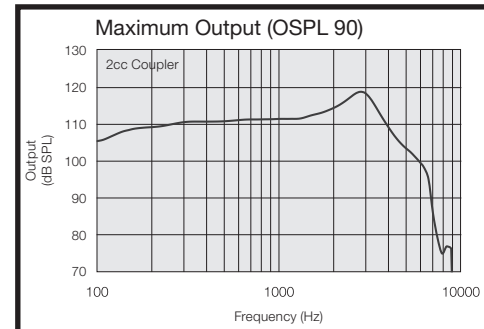
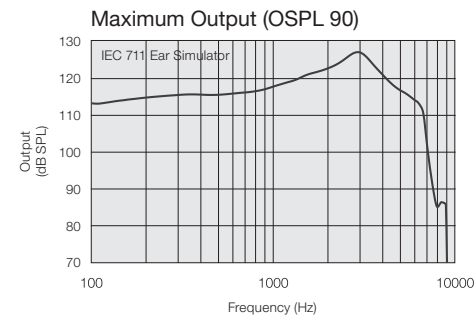
Data in accordance with IEC 60118-0, IEC 60118-7 and ANSI S3.22-2009; supply voltage 1.3 V.

## Technical Specifications

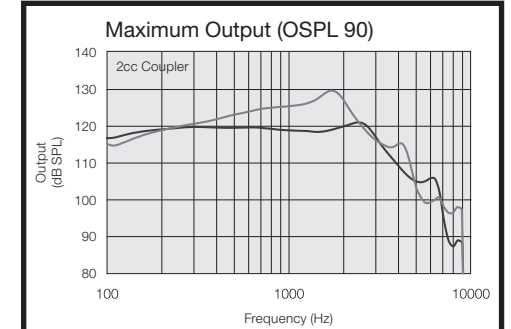
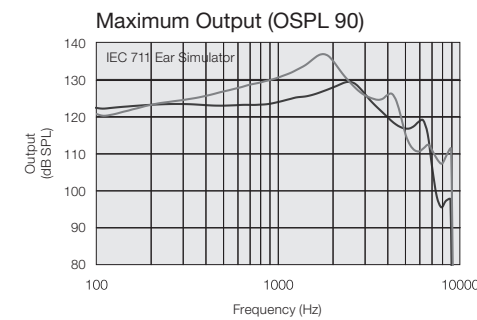
		AYCIC (HP)		AYCIC (UP)		
		IEC 60118-0 IEC 711 Ear simulator	ANSI S3.22 2cc coupler	IEC 60118-0 IEC 711 Ear simulator	ANSI S3.22 2cc coupler	
Reference test gain (60 dB SPL input)	1600 Hz/HFA	47	43	59	49	dB
Full-on gain (50 dB SPL input)	Max.	69	60	79	70	dB
	1600 Hz/HFA	59	54	70	63	
Maximum output (90 dB SPL input)	Max.	130	121	137	130	dB SPL
	1600 Hz/HFA	126	120	136	125	
Total harmonic distortion	500 Hz	0.6	0.4	0.5	0.5	%
	800 Hz	1.3	0.7	1.4	1.0	
	1600 Hz	0.8	0.5	0.4	0.2	
Telecoil sensitivity (1 mA/m input)	Max.	N/A		N/A		dB SPL
	HFA - SPLIV @ 31.6 mA/m (ANSI)	HFA	N/A	N/A	N/A	
Full-on telecoil sensitivity @ 1mA/m	1600 Hz/HFA	N/A	N/A	N/A	N/A	
Equivalent input noise		22	20	24	20	dB SPL
1/3 Octave Equivalent input noise, w/o Noise reduction		9		11		
Frequency range (DIN 45605/ANSI)		100-6930	100-6770	140-4720	100-4700	Hz
Current Drain (Quiescent / Operating)		1.14 / 1.19	1.14 / 1.24	1.03 / 1.09	1.03 / 1.10	mA

Data in accordance with IEC 60118-0, IEC 60118-7 and ANSI S3.22-2009; supply voltage 1.3 V.

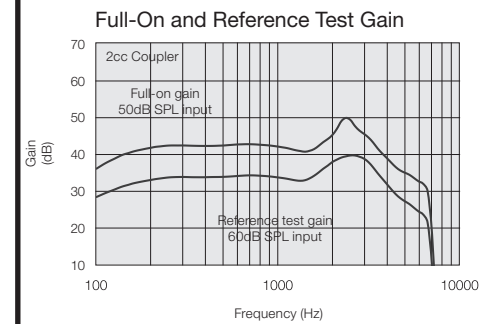
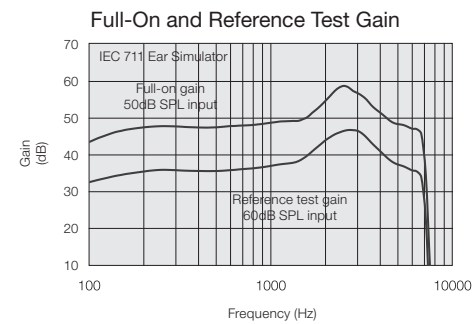
Patents pending



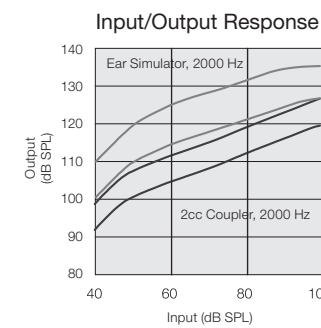
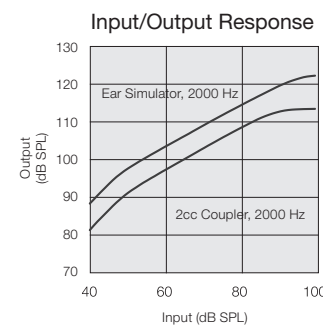
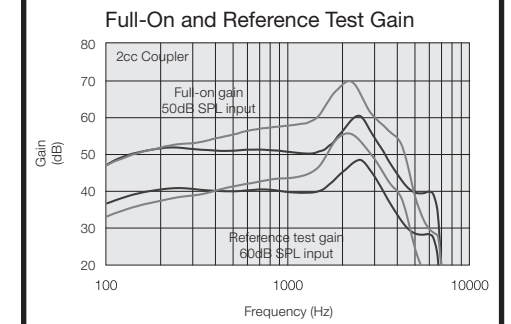
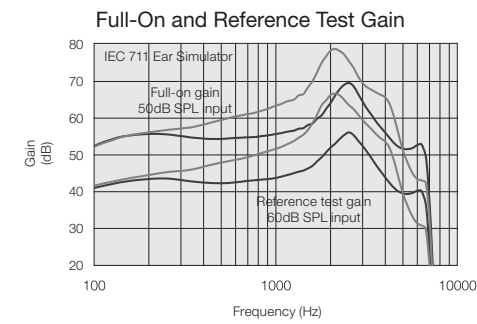
Patents pending



All specifications are subject to change without notice



All specifications are subject to change without notice



HP ■  
UP ■